
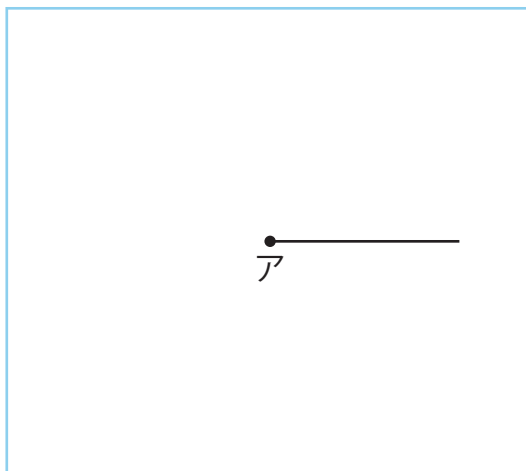


- <sup>ぶんどき</sup>分度器の中心を点アに合わせて次の角度をかきましょう。

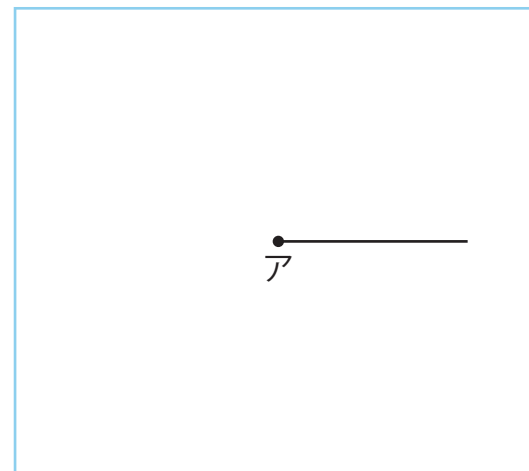
1 210°




2 330°




3 300°



4 270°



5 250°



6 350°

